

# Wedding Wonders

(John 2:1-11)



## Jesus Performs a Miracle

Jesus made new friends and they became his disciples. They wanted to follow Jesus and learn more about God’s love. One day, there was a wedding in a town called Cana. Jesus and his disciples were there, and so was Jesus’ mother, Mary. After awhile, when people had been eating and drinking, there was no more wine at the wedding.

“Jesus,” Mary said, “They are out of wine!”

“Please don’t tell me that. It isn’t my time to do anything,” Jesus said.

But Mary knew that Jesus *could* do something.

“Listen,” Mary said to the servants. “Do whatever he tells you to do.”

So when Jesus told the servants to fill the six water jars with fresh water, they did. Then Jesus said, “Take some out and give to the person who is in charge.”

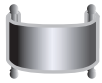

When the person in charge tasted it, he tasted wine, not water. He called to the bridegroom and said, “Everyone always serves the best wine first, but you have saved the best for last!”

This was the first miracle that Jesus performed.






# Wedding Wonders

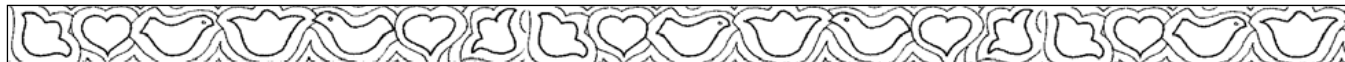


Here's the Story (John 2:1-11)

## Water into Wine

Jesus turned the water in the water jugs into wine for the wedding feast. Connect the dots to find a water jug.



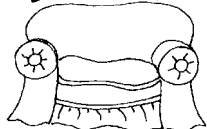


### Note Home



There are many types of families in the world today, and a wedding celebration is not a part of every one. But there are many other celebrations that young children have attended or love to attend, such as birthday parties or other festive times. Be sure you share the joy of celebrations with your child whenever you have the opportunity!

### Let's Do It



Take out a family photo album, especially one that includes wedding pictures of family members. Look at this together with your child, talking about the people who are in the photos and the special things that happened on that day. If you have a wedding video or DVD, watch it with your child so that they can see what an important time it was for the people who were married and also the people who were the guests.

### Key Verse



“The best wine is always served first. But you have kept the best until last!” This was Jesus’ first miracle. John 2:10a-11

### Miracle Tunes



Play “Miracle Song” (Track 1 on the Miracle Tunes CD) as you get ready each morning. Learn the words and tune with your child, and perhaps include it in the mix that you play in the car on the way to school, work, or child-care.



Have your own celebration! With your child, bake or purchase a cake, grape juice, and club soda. Fill water or wine goblets half full with grape juice, then fill the rest of the way with club soda to make “wine.” Share a toast to God’s love for you, clink glasses, and enjoy!



Look through the church newsletter or a local newspaper for couples that are planning to be married or have just been married. Include them in your prayers this week.

### Families Keep Talking

- How is God present during celebrations and other events in which your family participates? Record your thoughts, questions, and ideas.

---



---



---



---



---



---



---



# Wedding Wonders



Here's the Theme (John 2:1-11)

## Jesus Loves Me

Jesus cares about us all the time! Finish the picture of Jesus and the children by adding yourself!





### Note Home



You've most likely had days when you were so busy that you barely had time to breathe, let alone thank God for all that is good in your life. Sometimes we get so involved in our life that we often forget to take the time to look to God in prayer. Remember, even on those busiest days, God is thinking of you, even when you may not be aware of it!



Talk with your child at bedtime about all the ways that Jesus cares for us—during the day when we are playing, when we are sick, when we are celebrating, even when we are asleep. Make a “thank you” poster to display on the refrigerator to thank God for all of the times you are blessed. Your child can write or draw these blessings on the poster.



Choose a special photo of your child or your child and another family member or friend. Have your child decorate a simple colorful frame by pressing a finger into paint and making fingerprints all around the frame. When dry, use this frame for that special picture.



Using the “thank you” poster, pray with your child, thanking God for all of the blessings listed.

### Key Verse



“The best wine is always served first. But you have kept the best until last!” This was Jesus’ first miracle. John 2:10a-11

### Miracle Tunes



Get to the know the Bible story of the wedding at Cana, John 2:1-11, by learning and singing “Jesus Gave a Sign” (Track 2 on the Miracle Tunes CD). What fun actions or motions can you make up to go with the words of the song? Can you act out a wedding?

### Families Keep Talking

- Talk about the most memorable wedding you've ever been a part of or attended. How was God present? Record your thoughts, questions, and ideas.

---



---



---



---



---



---



# Wedding Wonders



The Story and Me (John 2:1-11)

## Let's Celebrate!

God is with us at all times, even when we celebrate. Add balloons to this birthday party picture.



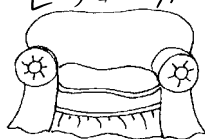


### Note Home



Have you noticed how quickly your child is growing up? Even though there are days when we wish our children would get past a certain stage, it happens all too quickly. These days are precious and very important in helping your child to come to know and love God in their lives. Make it a priority to pray for your child each day, for little things as well as for the bigger things in life that he or she will face. Ask God to help you teach your child in ways that encourages a life of faithfulness.

### Let's Do It



Make today a special day for your child! Decorate his or her room with balloons for no reason at all, make or buy a cake and put candles on it “just because,” fix your child’s favorite food for dinner, and sing silly songs! It is always fun to celebrate, no matter what the occasion.

### Miracle Tunes



Learn the Bible Memory Verse by listening to and singing “The Best Wine” (Track 3 on the Miracle Tunes CD). Can you and your child create a clapping pattern that will make learning the verses even easier?



Think about all of the people in your life and talk with your child about how important it is to celebrate their special days—birthdays, anniversaries, and other celebrations. Make a family calendar that notes these special days.

### My Prayer



Each day, go through the family calendar you made, and make it a point to pray for these people on these days.

### Key Verse



“The best wine is always served first. But you have kept the best until last!” This was Jesus’ first miracle. John 2:10a-11

### Families Keep Talking

- What is a wedding ceremony in your church like? Look through your church’s hymnal to read through the service. Find Bible storybooks to read. Record your thoughts, questions, and ideas.

---



---



---



# Wedding Wonders

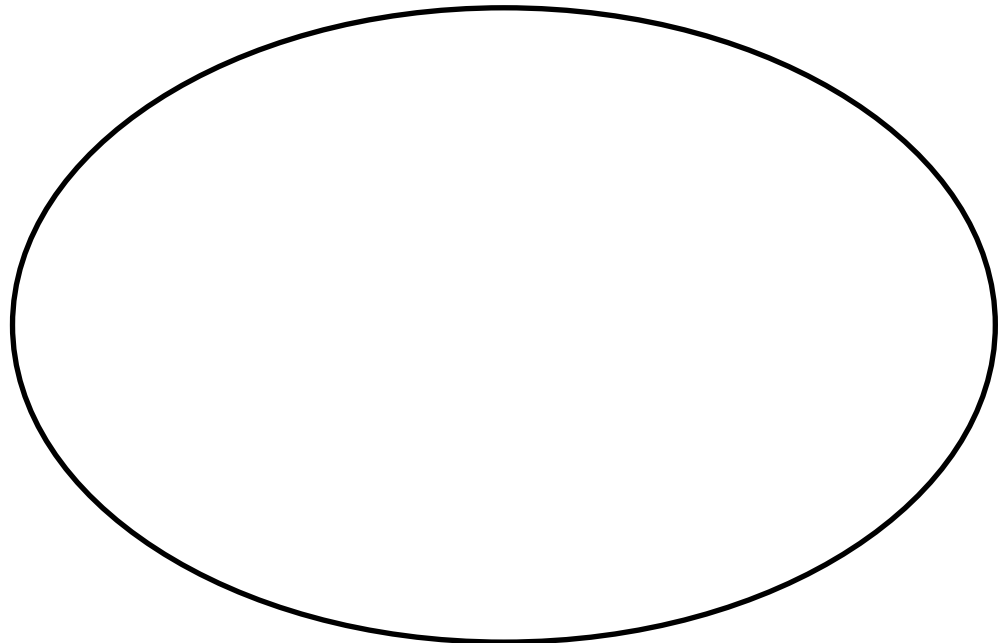



The Story and My Church (John 2:1-11)



## A Time for Celebration

God loves when we celebrate at church! Here is one time we celebrate. Draw a picture of another time we celebrate at church.



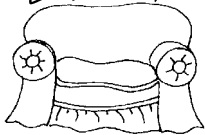


### Note Home



As a parent of a busy preschooler or kindergartner, you may find yourself falling into bed at night exhausted, always planning to “stop and smell the roses” on another day. Don’t wait—make it a part of your day to take “mini-celebrations” throughout. Sometimes the anticipation of a big celebration or event ends up better than the event itself and the little, unexpected moments that come your way will be those that you remember long after they are gone.

### Let's Do It



Some families have a plate they use on special occasions that says “You are special today.” Why not create a similar tradition that celebrates everyone in the family? Purchase or make your own special day mugs to share a cup of milk, hot chocolate, or tea. You could go to a ceramic studio together and create a mug, or purchase a clear glass mug and glass paints from a craft store and decorate your own. Follow glass paint instructions for curing the paints and for washing instructions.

### Miracle Tunes



Play and learn “Joy, Joy, Joy” (Track 4 on the Miracle Tunes CD). Research has proven that it is easier to learn and remember when music is part of the mix!



With your child, create a family prayer journal using colored construction paper. Fasten the pages together and encourage your child to decorate the cover using crayons, markers, glitter glue, and stickers.

### My Prayer



Using the family prayer journal, keep track of special prayer requests. Be sure to date the prayers and record the dates that the prayers are answered, if possible. This is a good way to help your child to know that God always answers prayers, although not always in the ways that we may want or expect.

### Key Verse



“The best wine is always served first. But you have kept the best until last!” This was Jesus’ first miracle. John 2:10a-11

### Families Keep Talking

- Read John 2:1-11 in different translations of the Bible (NIV, NRSV, CEV, KJV, and so forth). How does each translation treat the story of the wedding at Cana? Record your thoughts, questions, and ideas.

---



---

