

Wedding Wonders

(John 2:1-11)

SIX LARGE JARS


Jesus and his mother, Mary, were attending a wedding feast in a village called Cana. It was in Galilee and not that far from their home in Nazareth. Jesus' disciples were invited, too.

Wine was served at weddings. Mary told Jesus that the wine was all gone. She expected him to do something about the situation. Jesus was not happy about that. He said his time had not yet come. Mary simply told the servants to do whatever Jesus said to do, and then she walked away.

Jesus spotted six large stone water jars. Each jar could hold about 20 or 30 gallons. He told the servants to fill the jars with water. Once that was done, he instructed them to take a sample of the liquid to the man in charge of the wedding feast.

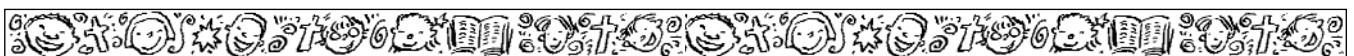
The servants did as Jesus asked. The man in charge did not know where the wine had come from. But the servants knew what Jesus had done with the water. The man in charge was amazed at how good the wine was. He talked with the bridegroom. Usually the best wine was served first at weddings. After the guests had filled up on the good wine, the other wine was served. The man in charge told the bridegroom he was amazed that the best wine was saved until last.

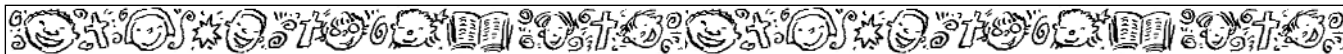
This was the first of Jesus' many miracles. This miracle showed God's glory. Jesus' disciples had faith in Jesus after witnessing the miracle.



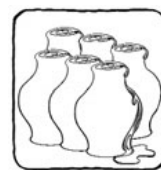
Wedding celebrations in the first century could last as long as seven days. A lot of wine and food would be needed over so many days!

THINK ABOUT IT
Why do you think the hosts of a wedding want to serve the best wine and food first?







Wedding Wonders

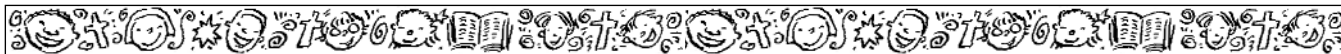


Here's the Story (John 2:1-11)

LOOK WHAT JESUS DID!

The servants and the disciples knew that Jesus changed the water into wine. They were amazed. The man in charge of the wedding was amazed when he tasted the good wine. Draw a cartoon of the man in charge of the wedding and a cartoon of the servants talking about what Jesus had done. Write their words below your drawings or in cartoon bubbles. Show your cartoons to a friend.





Note Home



Changing water into wine at the wedding in Cana was Jesus' first miracle, according to the Gospel of John. Jesus turned a special event for a group of unnamed people into an amazing event for the people who were close to him. Through this very important miracle Jesus' disciples saw what he could do and decided to put their faith in him. It showed them that Jesus was able to do great things. What does this story tell you and your child about Jesus and about faith?

Miracle Tunes



Did your child bring home a Miracle Tunes music CD today? It is a treasure of words and melodies that will reinforce your child's learning about Jesus and his miracles. Listen to it together often in the coming weeks—at home or on the road!

Family Time



Read together the Bible story in John 2:1-11. Close your eyes and imagine being there. Then talk about what happened and who the characters are in the story. Gather a few simple props and costumes. Try dramatizing the story or portions of the story, just for fun. Be sure to use six BIG containers! Just think how it must have felt to be the various characters and witness a great miracle!

Pray Together



Dear God, thank you for showing us who Jesus is in the stories of his miracles. Thank you for the great power and love you gave to Jesus. Help us to have faith in Jesus, just as the miracle in today's story helped the disciples have faith. Amen


Key Verse



"The best wine is always served first. But you have kept the best until last!" This was Jesus' first miracle. John 2:10a-11



Wedding Wonders



Here's the Theme (John 2:1-11)


WHAT'S JESUS LIKE?

There are many words that describe Jesus. Look at the letter grid below. Cross out all of the following letters from the grid.


B C H J K Q S T V X Y

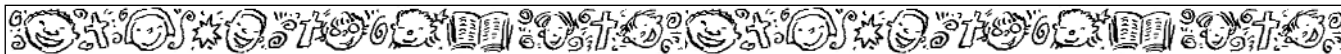
Print the letters that are left, in order, in the blanks below to discover three words to describe Jesus.

Q S A B Y M A J
H C Z X X Y I N
H B C G V S H W
O N J Q T Y D C
H E K R S T V F
U B Q Y L C Q S
T P Y O K J H Y
W H H T E B Y C
X R H V F J T K
Q U S B Y K H L



What other words can you use to describe Jesus?





Note Home



Have you ever noticed that people want to try to explain away the miracles done by Jesus? Miracles defy explanation and are meant to be extraordinary. They aren't part of our normal, everyday experience. They aren't something we can control. Relax and allow them to be incredible and seemingly impossible—they are teaching us about God's Son, Jesus!

Family Time



Look up the definition of *miracle*. Write down all the definitions you can find. Ask people how they would define a miracle. After you've gathered the definitions, read and ponder what you find. Are there any differences in the definitions given by people of faith as compared to non-religious definitions? What is your definition?

Miracle Tunes



Have you been playing the Miracle Tunes CD? "Miracle Song" (Track 1) is a great introduction to who Jesus is and what amazing things he does. Have fun singing about God's extraordinary Son as a family, learning and growing in faith as you do it.

Pray Together



Play the familiar song, "Joy, Joy, Joy," (Track 4) on Miracle Tunes CD. Using that song's melody, sing the following prayer:

We thank you Jesus, Jesus, Jesus,
Jesus,
down in our hearts, down in our
hearts, down in our hearts.
We thank you Jesus, Jesus, Jesus,
Jesus,
down in our hearts, down in our
hearts today.

Make up more verses to your prayer!

Key Verse



"The best wine is always served first. But you have kept the best until last!" This was Jesus' first miracle. John 2:10a-11



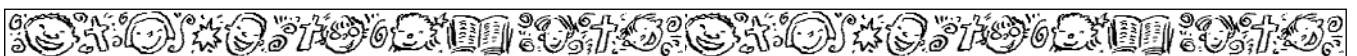
Wedding Wonders




The Story and Me (John 2:1-11)

WEDDING WONDERS WRITER

You helped serve refreshments at a wedding last week. You've been asked to write down what happened at the wedding in the form of a play. The play starts rehearsals in two weeks! It's time to get started on the outline. Use the spaces below to write notes about what you remember, including how the event made you feel.

A large, tilted, lined writing area with four sections for notes. The sections are: 1. "Wedding guests besides the bride and groom:" with four lines below. 2. "Where the wedding took place:" with three lines below. 3. "The emergency situation with the refreshments:" with two lines below. 4. "How the emergency was resolved:" with three lines below. There are three hole-punch marks on the left side of the writing area.




Note Home



Stories of the miracles Jesus performed invite us to see who Jesus really is. Once we see who he is and what he does, we can't help but believe in him. What did you learn about Jesus in the miracle of changing the water into wine? Why is this miracle important to you? Why is this miracle still important today?

Family Time



Think about the weddings of friends and family you have witnessed. Dig out any pictures you have. Share memories of what happened at those weddings. What do these weddings have in common with the wedding in John 2:1-11? How is that wedding different from any other?

Miracle Tunes



You may have noticed that the Miracle Tunes CD provides a story song, a Key Verse song, and a favorite sing-along song for each of the five miracle stories your child will learn about. Review the first story musically with "Jesus Gave a Sign" (Track 2), practice the Bible verse with "The Best Wine" (Track 3), and then celebrate with "Joy, Joy, Joy" (Track 4)!

Pray Together



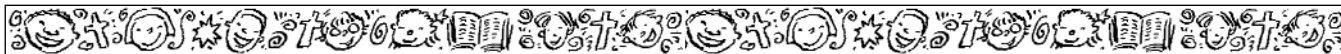
God of miracles,
You do amazing things!
Water can turn into wine when
you are there.
You do amazing things!
Help us to see what this miracle
can teach us.
You do amazing things!
Show us what your miracles reveal
about us, too.
You do amazing things!
Amen

Key Verse



"The best wine is always served first. But you have kept the best until last!" This was Jesus' first miracle. John 2:10a-11





Note Home



Jesus turned water into wine at the wedding in Cana. But that's not the whole story. The wine was of excellent quality. It was probably some of the best wine the guests had ever tasted. Plus, there was a lot of it—six huge jars full! Everyone there would have had more than enough. God gives to us in the same way. God gives us the best and more than enough for what we need!

Miracle Tunes



Stories that are sung are remembered! You may already have noticed your child singing these great songs about Jesus' miracles. Has she or he sung any of them with friends?

Family Time



It's time to get your brain cells revved up and your investigative skills in gear. Imagine that you are God's detectives in your community. We know that God wants us to have enough to live. God wants us to have the basics to keep us healthy, safe, and happy. Start your investigation in your own home. Do you have clean water, enough healthful food, clothes appropriate for the climate, and a safe shelter? Next, ask the same questions of the people who live in your neighborhood and in your community. Keep track of what you find. Is someone lacking in the basics? Who in your congregation can you report your findings to? What can you and your congregation do to fill in any gaps that may exist in your community?

Pray Together



Invite family members to suggest ways they see God giving generously to them. Consider how to say thank you to God for these things. Create a prayer in which every family member gets to express his or her thanks for God's generosity.

Key Verse



“The best wine is always served first. But you have kept the best until last!” This was Jesus' first miracle. John 2:10a-11

