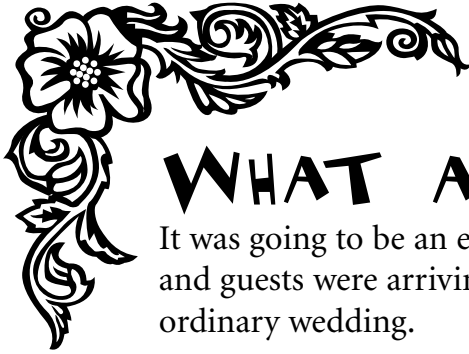



Wedding Wonders

(John 2:1-11)



WHAT A WEDDING!

It was going to be an exciting day in the village of Cana. There was a wedding and guests were arriving. That was excitement enough! But this would be no ordinary wedding.

Jesus, his disciples, and his mother, Mary, were at the celebration. Things were going well until the host ran out of wine. (A wedding without wine was embarrassing.) What would the host do? Mary knew just who could help—Jesus. “Do whatever Jesus tells you to do,” she told the servants.



Jesus saw six huge jars—just about your size—and he told the servants to fill them to the very top with water. Then he said, “Now take some of that water and give it to the man in charge.” The amazing thing was, that water wasn’t ordinary water anymore. It was wine! When the man in charge tasted it he was very impressed. “This wine is the best,” he said, “and you saved it for last!”

Jesus’ miracle at Cana turned an ordinary wedding into something extraordinary. It’s no wonder the disciples put their faith in him after that! You, too, can believe in Jesus, God’s Son who turns water into wine.





Wedding Wonders

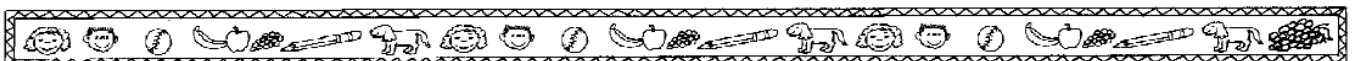


Here's the Story (John 2:1-11)

WHO CAN HELP?


In the miracle story of the wedding at Cana, Jesus' mother, Mary, spoke up for him. She knew that he could help. Who knows how helpful you are? Name someone who speaks up for you here and draw or write about yourself being helpful.

_____ knows I can help.





Note to Families



Welcome to Wonder Stories:
Learning Jesus' Miracles.

Today your child heard what happened when Jesus went to a wedding in the town of Cana. The six jars of water that became wine were a sign to those who were there—and to us—that Jesus truly is God's Son. People of faith in all times have wondered about Jesus' miracles and what they mean. Support your child when she or he has questions about Jesus, about God, and about faith. Grow together as you look for answers, secure in God's love and grace.

Family Talk Time

- Why did Jesus choose a wedding party as the place for his first sign?
- What did the bride and groom think when this amazing event happened on their important day?
- How did Jesus' mother Mary feel after the miracle?

Miracle Tunes



Did your child bring home a
Miracle Tunes music CD today?

It is a treasure of words and melodies that will reinforce your child's learning about Jesus and his miracles. Listen to it together often in the coming weeks—at home or on the road!

Try This!



In this Bible story, Mary was an advocate for Jesus. Be generous in praise of your child's skills and helpfulness. The words of encouragement you offer your child mean more than you realize. Honest praise is likely to increase her or his positive behavior, at home and in other situations as well.




Dear God,
I know I can be a helper. Make
me your helper. Amen





Note to Families



Have you ever wished for a miracle? Whether it relates to a big problem or a small one, sometimes a miracle seems like the only way out. Of course, this understanding of miracle—an unimaginable surprise to end a problem—is not exactly the point of the miracles Jesus performed. In this miracle story and others, what happened and how it happened were secondary issues. Jesus' miracles are about who Jesus is, and there can be no doubt that he is God's Son.

Family Talk Time

- Were the disciples surprised by what Jesus did?
- When else did he surprise them?
- Why would anyone save the best for last rather than enjoying it right away?

Try This!



Is your family ever overwhelmed by life's expectations? Do you get confused, sidetracked, lost in the details and demands of the day? Sometimes adding little signs to your home can make all the difference. Display kid-created signs with decorative words of encouragement, such as "God loves you, right now!" and "Friends of Jesus' have work to do—and a strong friend to help them do it."



Dear God,
Signs of your love are all around me. Guide me to recognize them. Amen

Miracle Tunes



Have you been playing the Miracle Tunes CD? "Miracle Song" (Track 1) is a fine introduction to who Jesus is and what amazing things he does. Have fun singing about God's extraordinary Son as a family, learning and growing in faith as you do it.



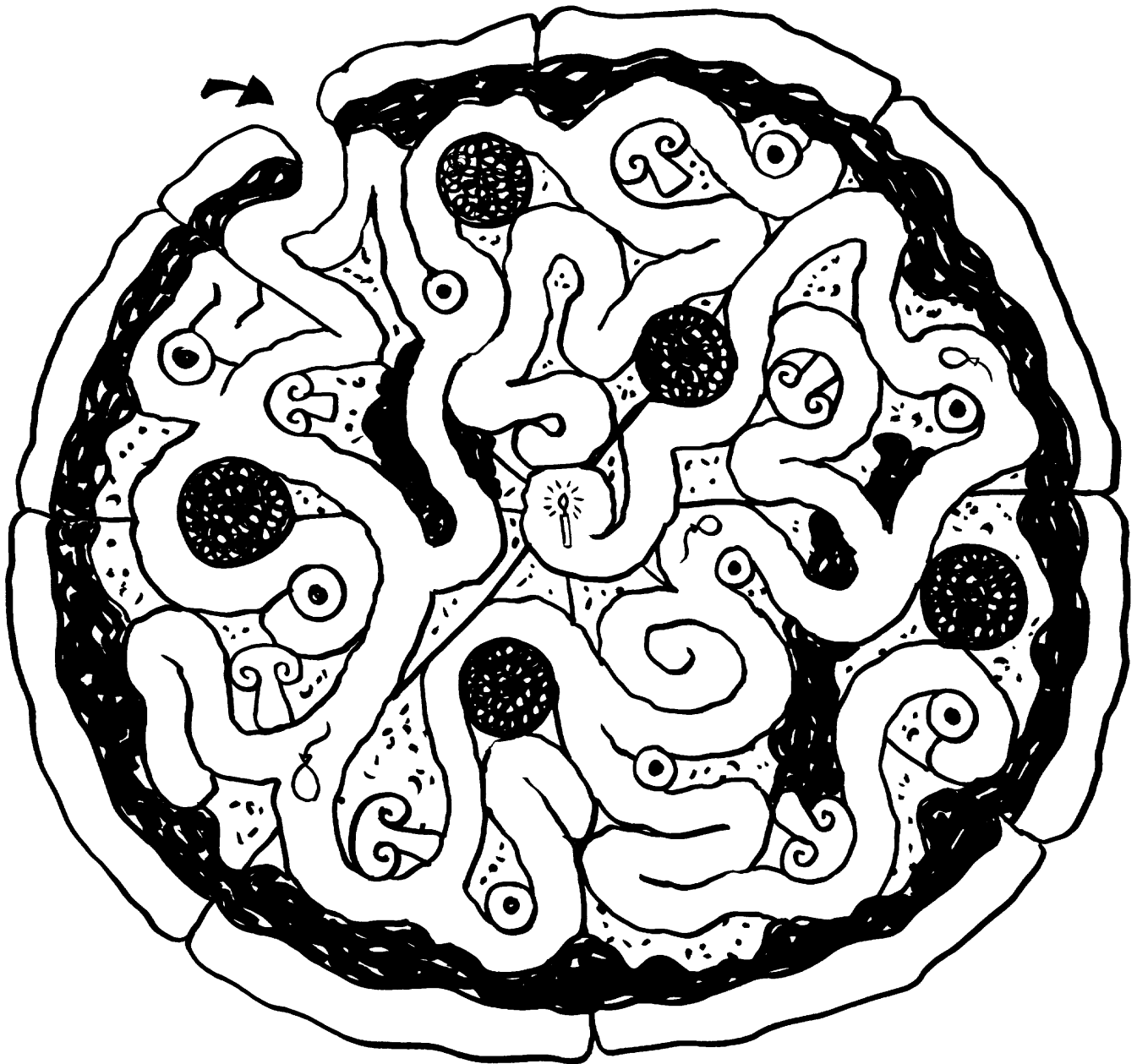
Wedding Wonders



 The Story and Me (John 2:1-11)

SUPER CELEBRATIONS

Celebrations with family and friends remind us we are loved and important. What makes a celebration great? The guests? The decorations? The food? Follow the path through this party pizza to the candle in the middle. Remember—Jesus is with us whenever we celebrate.





Note to Families



People mark time and growth by gathering with those they love. If beloved members of your extended family live far away, regular communication can be a challenge. Work together to come up with creative ways to stay connected. Schedule a “phone party” when people at both ends will have time for longer chats. More and more families are using the Internet to set up family Web sites. You won’t have to ask the kids to contribute to the site content!

Family Talk Time

- When was the last time our family celebrated an event?
- What or who guarantees a real celebration?
- How does our family celebrate baptisms and baptism anniversaries?

Miracle Tunes



You may have noticed that the Miracle Tunes CD provides a story song, a memory verse song, and a favorite sing-along song for each of the five Bible stories your child will learn about. Review the first story musically with “Jesus Gave a Sign” (Track 2) and then celebrate with “Joy, Joy, Joy,” (Track 4)!

Try This!



Find the Cana wedding story in your Bible (John 2:1-11) and read it together. Notice that the real action of the story had nothing to do with the bride and groom. Make it a point to notice the good things that often happen “behind the scenes” in your family, your community, and your church. Keep a list of those you observe in the coming week.



Prayer

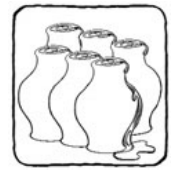
Dear God,
Remind me to look and listen for you to be with me when I am celebrating and when I am disappointed or worried. Thanks for being part of my life, every day and every night. Amen



Wedding Wonders



The Story and My Church (John 2:1-11)




BLESSING TIME

When does your church give people a blessing? We are blessed when we are baptized and confirmed. A wedding is another time for a blessing. Ask God to bless you with 12-6-3-9. Solve this blessing puzzle and then practice saying it as you touch your forehead, chest, left shoulder, and right shoulder. Listen for this blessing at worship.


A	E	H	I	L	M	N	O	R	T
1	2	3	4	5	6	7	8	9	10

4	7	10	3	2	7	1	6	2	8	F	10	3	2		
F	1	10	3	2	9	,	1	7	D	10	3	2	S	8	7
1	7	D	10	3	2	H	8	5	Y	SP	4	9	4	10	.
1	6	2	7												





Note to Families



At worship we receive God's blessing with the whole family of God. All over the world believers share blessings by praying for one another and exchanging God's peace. As you use your church bulletin to follow along with worship, circle or decorate the points in the service when God's blessing comes to you. Mark words of blessing that are spoken, but also consider the blessing of music.

Family Talk Time

- When do I know Jesus is with me?
- How has our family been blessed?
- What can I do to bring joy to someone who is not joyful?

Miracle Tunes



Stories that are sung are remembered! You may already have noticed your child singing these great songs about Jesus' miracles. Has she or he sung any of them with friends? Play the CD when friends are visiting!

Try This!



Have your family calendar handy as you read the Sunday newspaper. Look for articles, events, and people to pray about during the coming week. Add what you find there to prayer concerns you hear about in worship so that you have at least one for each day of the week.



Dear God,
Thank you for sending Jesus, your Son, to bless us and show us your grace. Lead me to spread the good word of his life, given for me and for all of your children. Amen

