





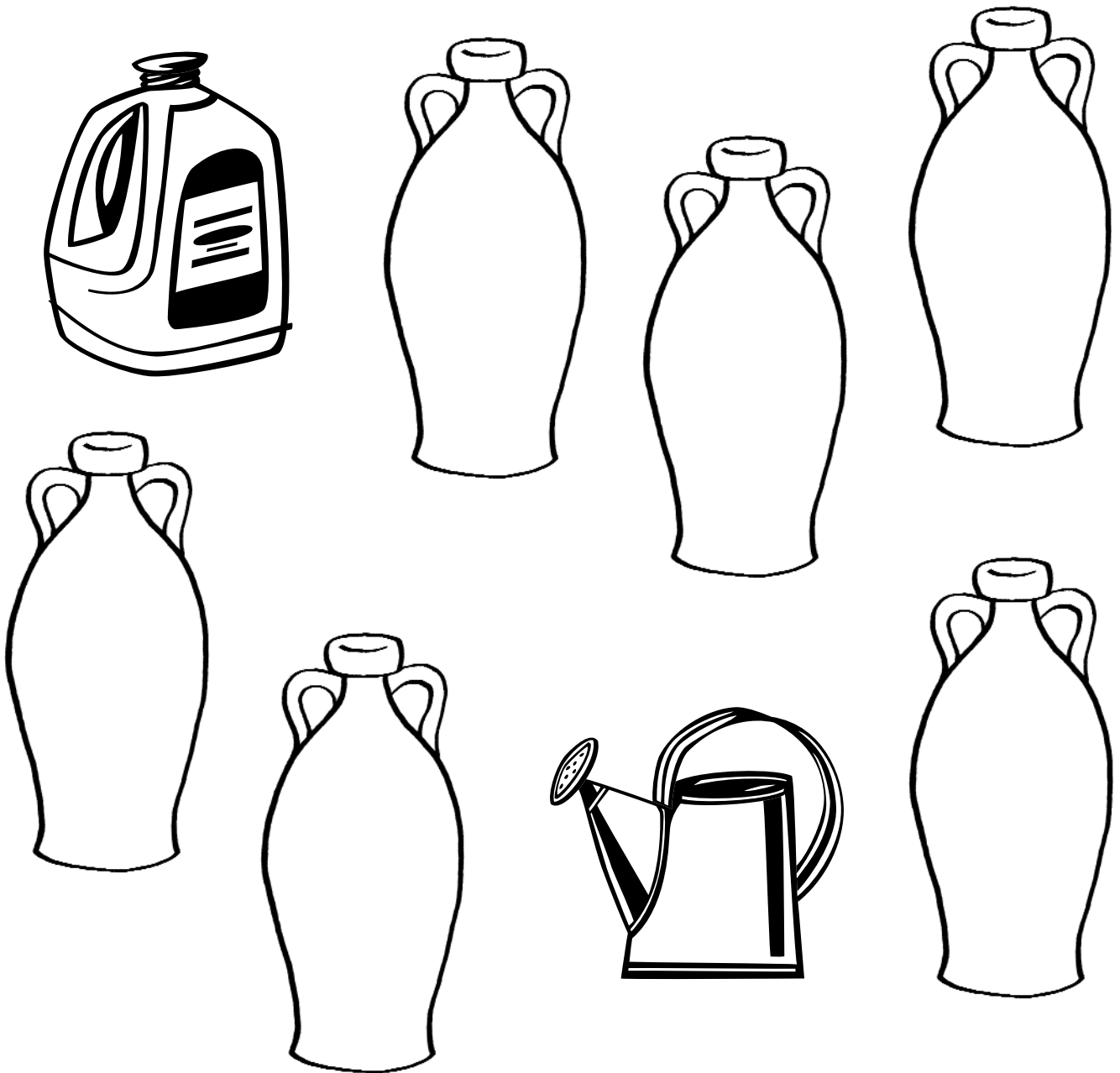
Wedding Wonders



Here's the Story (John 2:1-11)

What Did Jesus Use?

What was filled with water when Jesus performed the miracle of turning water into wine?
Color and count the things that Jesus used.





Note Home



Today your child explored the miracle story of Jesus changing water into wine, located in John 2:1-11. Read the story of that miracle at a wedding feast with your child. Invite him or her to tell you the story in his or her own words. With your child, explore the food you consume every day, talking together about the ways in which God provides that food for you.



Make a grape collage! Cut out circles of different sizes from purple construction paper. Then cut out leaf and vine shapes from green construction paper. On a white sheet of construction paper, help your child glue the shapes to make a collage of a bunch of grapes. Hang this "grape collage" on your refrigerator for all to see!



Wine is made from grapes. Go to a store and purchase grape juice and grapes. Examine the grapes together. How do they taste? Smell? Feel? Squeeze a few grapes with your fingers, and notice the juice that comes out. Pour and enjoy grape juice together. Talk with your child about how amazing it is that God gives us so many good things to eat and drink!



Dear God, you can do amazing things! Thank you for all of the amazing things you do for us every day. Thank you for the miracle Jesus did when he changed the water into wine. We love you! Amen

Miracle Tunes




As you eat breakfast in the morning, drink grape juice together. Play the Miracle Tunes CD Track 3, "The Best Wine," and Track 4, "Joy, Joy, Joy," and sing along with the music as you prepare for your day. During the course of the day and week, help your child learn the memory verse from "The Best Wine."

Record questions, thoughts, ideas, and wonderings that come up in your family as you explore the Bible story and these activities together.



Wedding Wonders



Here's the Theme (John 2:1-11)

It's a Miracle!

A miracle is something only God can do. A miracle is not magic—magic is a trick, and God never tricks us! What was the miracle that Jesus did at the wedding feast? Circle the miracle.





Note Home

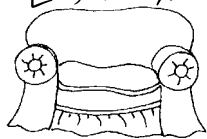


Miracles are hard for young children (and adults, for that matter!) to understand. Talk with your child about the fact that a miracle is something that only God can do. Further explain that a miracle is not like a magic trick—a magic trick is not real, but a miracle is! God never tricks us—even for fun!



Purchase a terra cotta pot, some potting soil, and a tulip bulb or another type of flower seed. Use puffy paints or glue mosaic tiles to help your child decorate the terra cotta pot. Find a plastic container that fits inside the terra cotta pot. Have your child help fill the pot with soil and plant the flower seed. Place the pot on a windowsill, and water regularly. Enjoy watching God’s miracle grow!

Let's Do It



Take a “miracle tour” together. Walk around your home and go outside if possible.

Find things that demonstrate miracles—things only God can do. A chair is not a miracle—people can make chairs—but a person is a miracle! Other miracles might include a plant (you can grow it from a seed, but only God can create it!), a tree, your feet and hands, and your pets. Celebrate God’s miracles together!



Dear God, you can make anything, change anything, and do anything—you are amazing! Thanks for making me, and thanks for sending Jesus to show us how amazing you are! We love you! Amen

Miracle Tunes



Choose a time to celebrate with music together. Play Track 2, “Jesus Gave a Sign,” Track 3, “The Best Wine,” and Track 4, “Joy, Joy, Joy,” on the Miracles Tunes CD, and dance, sing, laugh, and have fun together. As you dance, pretend together that you are at the wedding from the story. How much fun might you have had that day? What amazing thing might you have seen?

Record questions, thoughts, ideas, and
• wonderings that come up in your family as you explore the Bible story and these activities together.



Wedding Wonders



The Story and Me (John 2:1-11)

I'm Happy That Jesus Is Always with Me

Having Jesus at the wedding feast made the people there feel happy. Jesus is with us all the time, and that makes us very happy! Jesus brings joy to us, wherever we go.

Make the child in this picture look like you. Look at the pictures of places you might go. Is Jesus in those places with you? Yes! Put a smiley face on each place Jesus is with you.





Note Home



We cannot see the physical presence of Jesus, but we have been assured, and have faith, that he is with us always. We recognize Jesus and his presence in our lives through the actions of others as they show us love, kindness, forgiveness, and generosity. Help your child see the presence of Jesus in others by pointing out specific things people do that demonstrate traits Jesus taught.



With your child, look at photographs of happy events—weddings, baptisms, birthday parties, and so forth. Talk together about what is happening in each picture and how you think the people involved might be feeling in each. Then talk about the fact that Jesus was there for each of those happy events, and name ways that Jesus' presence was made known by the people in attendance.

Miracle Tunes



Invite someone (a friend or family member) to join you and your child for some singing time. Listen to Track 2, "Jesus Gave a Sign," Track 3, "The Best Wine," and Track 4, "Joy, Joy, Joy," on the Miracle Tunes CD, and invite that person to sing the songs with you. Tell that friend or family member how happy you are that they joined you, and remind them that Jesus is with them all the time.



Purchase a plain wooden picture frame. With your child, look through photos you took of his or her last birthday and allow him or her to choose his or her favorite one. On the frame write, *Celebrate!* across the top, and *Jesus Is with Me!* across the bottom using a marker or paint. Help your child decorate the sides of the frame with stickers, glitter glue, and sticky gems. When dry, put the photo your child chose in the frame and put it in a prominent place in his or her room.



Pray with your child as you drive in the car together. Pray for people in other cars, pray for the people in the places you visit, pray for safe travel, and give thanks for the transportation and other gifts God has given you. Give thanks for the presence of Jesus in your car when you buckle in, at every stop you make, and with every other person you see.

- Record questions, thoughts, ideas, and
- wonderings that come up in your family as you explore the Bible story and these activities together.
-
-



Wedding Wonders



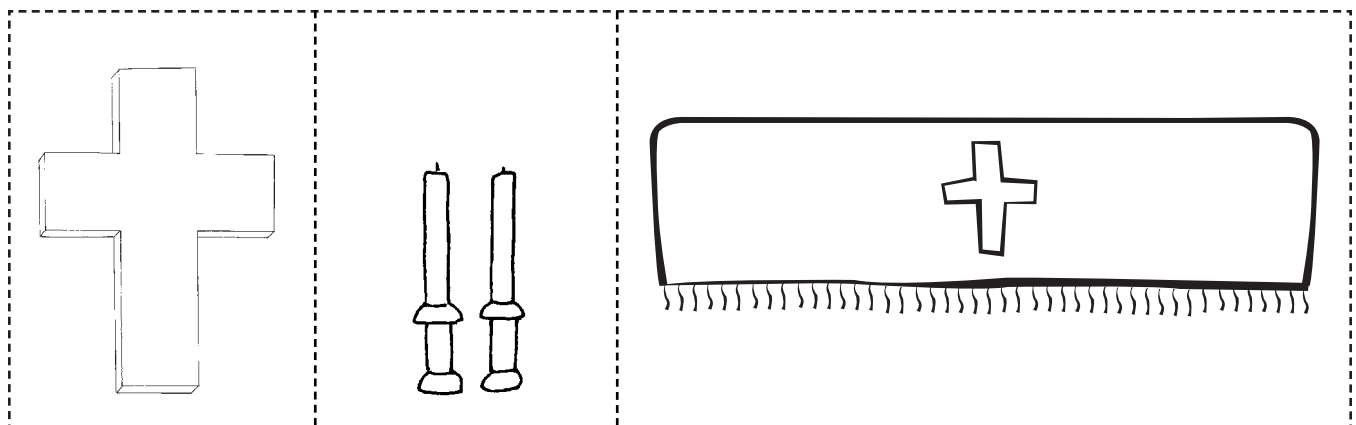
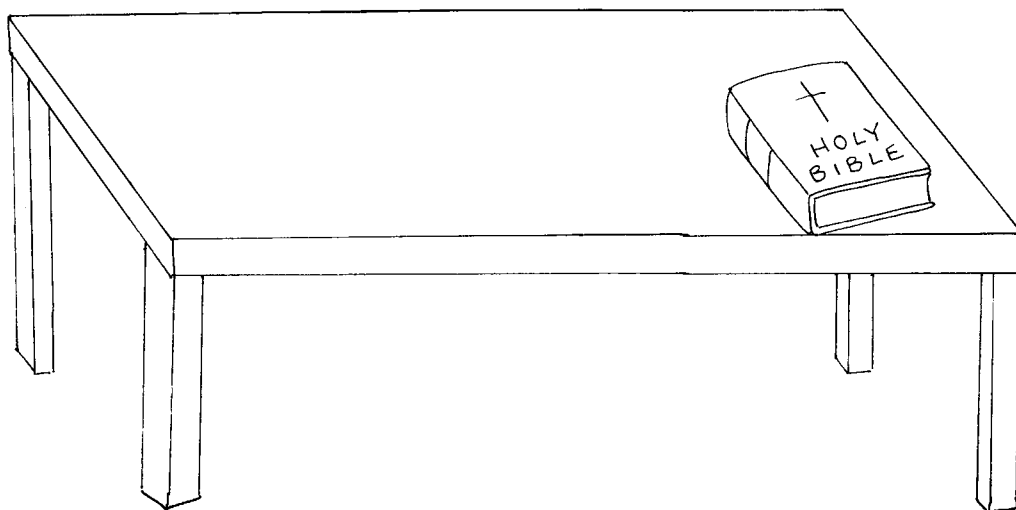
The Story and My Church (John 2:1-11)



God Is Amazing!

Christians all over the world help other people worship God and celebrate the amazing things God does. Cut and paste the worship objects from the bottom of the page onto the altar.

Which part of worshipping God and celebrating God's amazing acts do you enjoy the most?





Note Home



Worship is a central part of who we are as Christians. Unfortunately, sometimes young children feel a bit left out of this

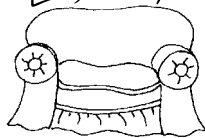
important activity because they cannot yet read and follow along. Help your child feel included and participate in worship by teaching parts of the worship liturgy that are repeated every week. Consider beginning by teaching the Lord's Prayer. Once that has been mastered, continue with other parts as they are printed in your worship book.



Write up a simple worship service your family can do using a prayer, Tracks 2–4 on the Miracle Tunes CD,

and a litany of praise. On a sheet of construction paper, help your child decorate a bulletin cover for the worship service. Have your worship service in the middle of the week to keep connected to God all week.

Let's Do It



Learn together about missionary work in other countries. Information is available online, through your church

or synod office, and many other places. Discover what missionaries do, how they do it, and how you can help. Marvel together at the ways God's amazing love is being shared with people all over the world.



Pray for people who worship God as we do, but who do so in far away places. Pray for the missionaries who help those people learn about Jesus, establish churches, and provide for the spiritual nourishment of people they do not know. Give thanks for all the amazing things God does—in our country and in every country!

Miracle Tunes



Plan and carry out a brief worship service together, inviting your child to be the worship leader. Sing Track 2, "Jesus Gave a Sign," Track 3, "The Best Wine," and Track 4, "Joy, Joy, Joy," on the Miracle Tunes CD together. Tell each other about the love of Jesus, and praise God for the amazing actions God takes in the world.

Record questions, thoughts, ideas, and
• wonderings that come up in your family as you explore the Bible story and these activities together.

