

The Caring Samaritan

(Luke 10:25-37)



Who Is My Neighbor?

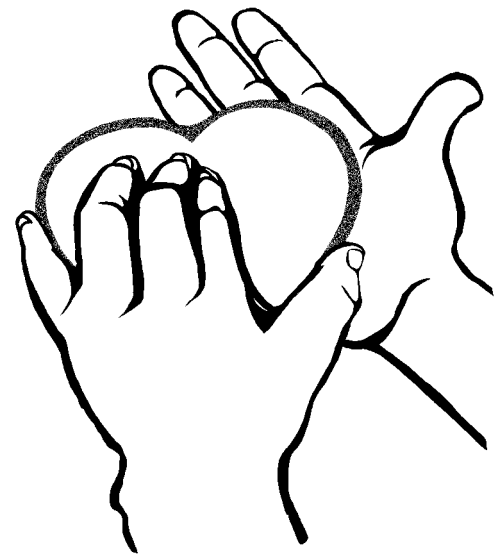
A man once asked Jesus to explain how to get eternal life. Jesus asked him what the Bible said. The man answered, “Love the Lord your God with all your heart, all your soul, all your strength, and all your mind.” Also, “Love your neighbor as yourself.” Jesus told him that he was right! Jesus said “Do this and live!” But the questioner wanted to know how to do this, so he asked Jesus “Who is my neighbor?” Jesus told this parable.

A man was going from Jerusalem to Jericho. Some robbers attacked him. They took his clothes and all of his money, hurt him, and left him on the side of the road. A priest happened to be walking down that same road. But when he saw the man, he walked by on the other side. Next, a religious man came by. He looked at the man and quickly walked away. Then a Samaritan, a man from a different group, came traveling down the road. When he saw the hurt man, he felt sorry for him. He went to him and cleaned the man’s wounds and put bandages on them. Then he put the hurt man on his own donkey and took him to an inn where he took care of him. The next day, the Samaritan gave the innkeeper some money and instructions to take care of the man. The caring Samaritan promised to pay for everything the man needed.

Jesus asked the questioner, “Who was a neighbor to the man attacked by robbers?”

The questioner answered, “The one who cared for him.”

“Go and do what he did,” said Jesus.





The Caring Samaritan



Here's the Story (Luke 10:25-37)



Making It Better

Jesus told the story of one person caring for another who was hurt. Practice being a “Caring Samaritan” by putting bandages on places this man was hurt.





Call your local police or fire station and arrange for a visit. Ask how they work together to help you and all of your neighbors stay safe.



Trace your (adult) hand on paper. Trace your child's hand inside it. Tell your child that God's hands are too big to draw, but God's hand holds both of you and the whole world! Remind your child of your love and God's love. Date your paper hands and decorate them.




The Good Samaritan story talks about robbers by the side of the road. Be sure to talk with your child about safety concerns.

What should she or he do and not do to stay safe? Reassure your child by naming some ways you work to keep him or her safe. Include things such as car seats, holding hands as you cross the street, staying together in stores, and not leaving a child home alone.



Dear God, help me remember that neighbors care for each other. Amen



The Scriptures say, "Love the Lord your God with all your heart, soul, strength, and mind." They also say, "Love your neighbors as much as you love yourself." Luke 10:27

Families Keep Talking

- How can your family show love and care for others? Record your thoughts, questions, and ideas.



Listen to "Side by Side" (Track 5) on the Parable Tunes CD. Have your child join in on the chorus especially.




The Caring Samaritan



Here's the Theme (Luke 10:25-37)

Heart Hunt

Jesus told us to “Love the Lord your God with all your heart, soul, mind, and strength” and “love your neighbor as yourself.” A heart makes us think of love. Color each space with a + to find one here.





Get out some photo albums or pictures from when your child was a baby. Point out all of the people who love your child. Think of a new way to show how much you love these people, and remind them that God loves them too!



Make or purchase play dough. Roll it flat and use a heart cookie cutter to make hearts. Use a straw to cut a hole near the top of each heart. Decorate the hearts with glitter glue or shiny paint. Let dry. Use yarn or string to make a necklace. Share some of your art with a friend.

Note Home



Children never hear the words "I love you" too many times (and neither do adults!). Make a game of saying "I love you" to your child this week, counting how many times you and your child say it to each other and to God each day.



Dear God, thank you for your love. Help me show my love for you. Amen

Key Verse



The Scriptures say, "Love the Lord your God with all your heart, soul, strength, and mind." They also say, "Love your neighbors as much as you love yourself." Luke 10:27

 **Families Keep Talking**

- How can your family show love to God through a kind act for a "neighbor"? Record your thoughts, questions, and ideas.

Parable Tunes



Listen to "Side by Side" (Track 5) and "Storyteller" (Track 1) on the Parable Tunes CD. Is your child beginning to learn the unit theme song?




The Caring Samaritan

 The Story and Me (Luke 10:25-37)



Hearts All Around

Jesus said we are to “love the Lord your God with all your heart, soul, mind, and strength” and “love your neighbor as much as you love yourself.” Draw a heart on each of the people God loves. Color all of the people God wants us to love. Be sure to draw yourself with your own heart in the empty space!





Put together a first aid kit for travel, or review and update the one that you have. Talk with your child about what is safe for children to touch (bandages and cotton) and what is not (medicine) for them to touch without permission.



Create a greeting card with the Bible verse on it and some original art by your child. Make some cookies for a neighbor who is homebound. Deliver the card and the cookies with a couple of smiles.



Brainstorm with your child and create a list by name of people you love. Include grandparents, parents, brothers, sisters, friends, neighbors, and God. Put the names in a bowl and pray for them this week at dinnertime.



Thank you, God, for loving me. Help me to show my love for you by everything I say, sing, and do. Amen



The Scriptures say, "Love the Lord your God with all your heart, soul, strength, and mind." They also say, "Love your neighbors as much as you love yourself." Luke 10:27

Families Keep Talking

- How can members of your family show love to one another every day of the week? Record your thoughts, questions, and ideas.

Parable Tunes



Listen to "Love God and Your Neighbor" (Track 7) on the Parable Tunes CD. Have fun with this simple sing-along.



The Caring Samaritan



The Story and My Church (Luke 10:25-37)



Be a Friend

Jesus tells us to love one another. One of the best ways of loving someone is by being a friend. Draw yourself being a friend to the children in the picture. Imagine what you would be doing together, and draw your big smile.





Let's Do It

Find out what social service organization your church supports. Volunteer to put together a first aid or disaster relief kit. Help your child understand that, as Christians, we love and show care for others because God first loved us!



Let's Make It

Make two friendship bracelets by stringing beads together. Give one to a friend!



Note Home

If children this age hear of natural disasters, such as earthquakes, hurricanes, and floods, they are eager to help. Talk about the things your family can do with the church to help others and do it, making sure to include your child in the process.



Key Verse

The Scriptures say, "Love the Lord your God with all your heart, soul, strength, and mind." They also say, "Love your neighbors as much as you love yourself." Luke 10:27



My Prayer

Thank you, God, for caring for us. Help us care for one another. Amen

Families Keep Talking

- How can your family show God's love and care to your neighbors, including people in need around the world? Record your thoughts, questions, and ideas.

Parable Tunes



Listen to "Love God and Your Neighbor" (Track 7) and "Greatest Commandments" (Track 6) on the Parable Tunes CD. "Greatest Commandments" is an easy-to-learn Bible verse song.

