

The Caring Samaritan

(Luke 10:25-37)

LOVE GOD, LOVE OTHERS

One day, an expert in the Law of Moses asked Jesus, “Teacher, what must I do to have eternal life?” He wanted to see how Jesus would answer.

Jesus replied with his own questions. “What does it say in the Scriptures?”

The lawyer said, “Love the Lord your God with all your heart, soul, strength, and mind” and “Love your neighbors as much as you love yourself.”

Jesus told the lawyer he had answered correctly. Anyone who lives that way will have eternal life. The lawyer wanted to sound knowledgeable. So he asked another question, “Who are my neighbors?” Jesus told the following story:

A man was traveling from Jerusalem to Jericho. Robbers attacked him and stole everything he had. They beat him severely and left him along the road. The man was half dead. A priest came down the same road. He saw the man, but walked by on the other side. Later a Levite came along. When he saw the beaten man, he also walked by on the other side. A man from Samaria came along next. When he saw the man, he felt sorry for him and went over to help him. The Samaritan treated the man’s wounds with olive oil and wine and bandaged them. He placed him on his donkey, took him to an inn, and took care of him. He gave the innkeeper money and asked him to take care of the man. The Samaritan instructed the innkeeper to keep track of how much money he spent, so that he could repay him when he returned.

Jesus asked the lawyer, “Which of these three people was a real neighbor to the man beaten by the robbers?”

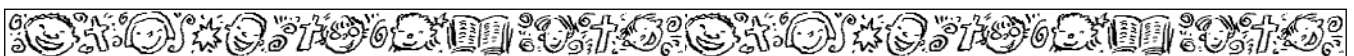
The lawyer answered, “The one who stopped to help the man.”

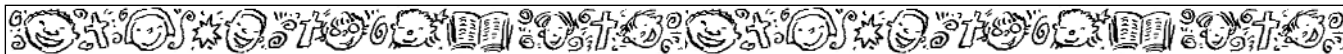
Jesus said, “Go and do the same!”



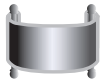
FUN FACT

Most people traveled on foot. Only the rich could afford to hire a horse-drawn chariot. Camels, horses, and donkeys were also used sometimes.





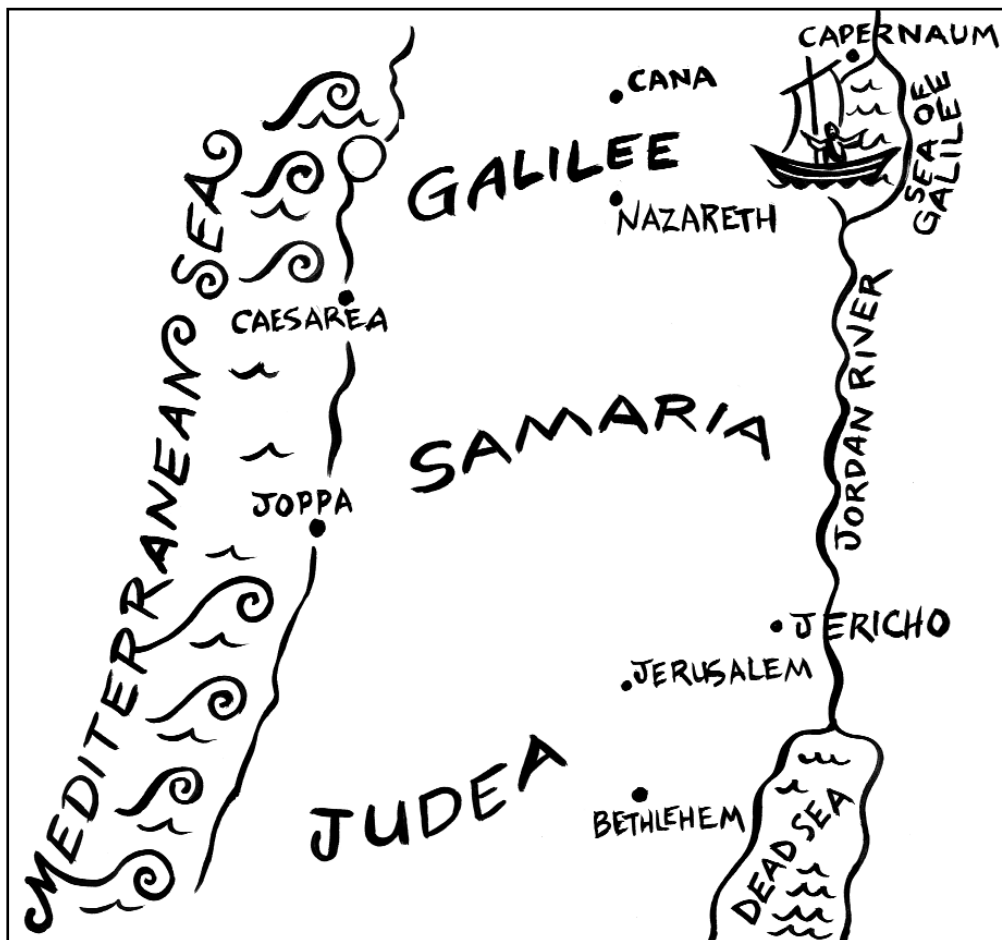
The Caring Samaritan



Here's the Story (Luke 10:25-37)



WHO'S WHO IN PALESTINE



Samaritan:

The neighbor in the story was from the area of Samaria. At the time of the story, the Jews felt the Samaritans did not worship and practice the law correctly and thus, were inferior to them. Jews felt it very important to keep away from Samaritans.

Priests:

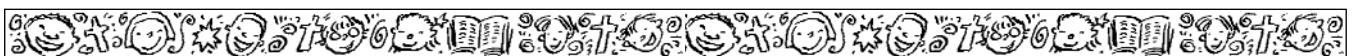
Priests were special officials who served in the temple in Jerusalem. They performed ritual functions and conducted sacrificial services.

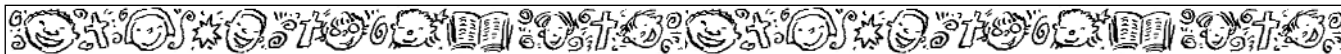
Levites:

Levites were temple assistants. They would often look after the temple and be responsible for slaying the sacrificial animals.

Legal Expert:

The person asking questions of Jesus in the story was probably a scribe who studied and knew the religious law.





Note Home



Today your child heard the parable of the Good Samaritan. Read the entire text of Luke 10:25-37 together. Sometimes we focus only on the story that Jesus told about the Good Samaritan. It's easy to forget about the lawyer asking the question of Jesus and why he asked it. Talk together about what it means to love God with all our heart, soul, strength, and mind.

Family Time



Act out the parts of the story. Gather simple costumes and props. Begin with the conversation between Jesus and the lawyer. Next portray the robbers and the man traveling along the road. Take turns being the priest and Levite. Follow with the Samaritan stopping to help the man. Finish with the Samaritan at the inn with the man and the innkeeper. Switch roles. Discuss how everyone felt as they portrayed each character.

Parable Tunes



Listen to "Storyteller" (Track 1) on the Parable Tunes CD. With your child, use a story about your family to make up new lyrics to this song. Sing it for your family.

Pray Together



God of love, teach us to love. Help us to love you with all our heart, soul, strength, and mind. Help us to love ourselves as you love us. Keep us focused on those around us, so that we might be the good neighbors you have called us to be. In the name of your son, Jesus. Amen



The Caring Samaritan



Here's the Theme (Luke 10:25-37)



WHO AM I?

Match the statement made by each character to the name of the character.



A. Robbers

B. Jesus

C. Lawyer



D. Man on the road

E. Priest

F. Samaritan



G. Levite

H. Innkeeper

_____ "Ooooo! Ouch! Every part of my body hurts!"

_____ "I can't believe how kind and generous this Samaritan is to pay to have me care for this man."

_____ "We like to hide along the road to wait for our next victim."

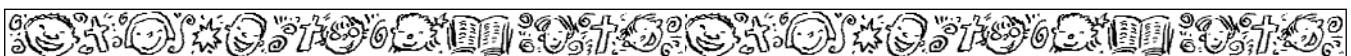
_____ "That man over there could be dead. I can't touch him. If I do, I can't do my priestly duties."


_____ "Look at that poor man. I must stop to see if he's alive and needs help."

_____ "I love to ask questions of Jesus to see if I can make him give the wrong answer!"

_____ "That man over there could be dead. I can't touch him. If I do, I won't be able to help in the temple."

_____ "I like to tell stories. I wonder if the lawyer will truly understand what being a neighbor is all about."






Note Home



When Jesus told parables he often used objects, feelings, and other experiences common to the lives of people at that time. Explore with your child what aspects of Jesus' parable are common to your family's life today. Consider themes of love, aggression, being hurt, fear, rules, strangers, and helping. What other themes do you find in the story?

Family Time



Create your own present day version of the parable. Who might be asking Jesus the question about being a neighbor? Who would be traveling and where would he or she be going? Who would hurt the traveler in some way? Who would help? Who would not? Who would be considered an outcast in today's society (like the Samaritan in Jesus' time)? Write and illustrate your version of the parable to create a simple book. Share the book with family and friends.

Parable Tunes



Gather cloth bandages and other medical supplies you have in your home. Listen to "Side By Side" (Track 5) on the Parable Tunes CD twice. The first time you listen to the song, pretend that your child is the injured man and that you are the Samaritan. Treat your child's "wounds" with the medical supplies. The second time you listen to the song, switch characters with your child.

Pray Together




Jesus, you are such a wise teacher. We thank you for the many parables you told as you taught all who would hear. Help us to live as you taught us to live. Help us to be storytellers and tell your stories to others. There are so many who still need to hear! Amen



The Caring Samaritan

 The Story and Me (Luke 10:25-37)



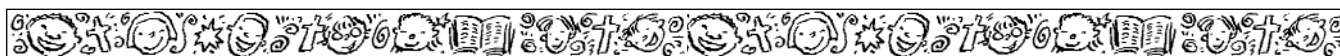
BEING A GOOD NEIGHBOR

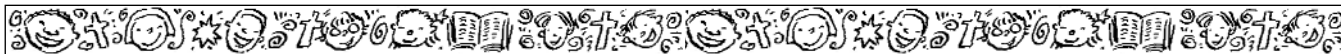
Complete the following sentences. Be honest!

1. My favorite way to help others is

2. I like others to help me when

3. I have a hard time helping when





Note Home



Today your child's class turned the themes of the story inward.


Questions posed to your child's class encouraged them to consider who is an outcast or despised by others, when they feel like an outcast, how they can help others, and when they need help. Discuss these questions together, looking at common experiences members of your family have. Look at the questions your child answered on Reproducible Home Page 167. Discuss how you would answer those questions from your feelings and experiences. Promote being honest about spiritual struggles. Ask for God's help with those struggles.

Parable Tunes



Listen to "Love God and Your Neighbor" (Track 7) on the Parable Tunes CD. After getting the feel of the song and listening to it a few times, try singing it in a round with your child. Get your family involved in singing.

Family Time



Create a "Good Neighbor" game. Gather slips of paper, pencils, and a small container. Write or draw on the slips of paper examples of ways people need help, one example per slip. Some examples might include being sick and unable to care for things at home, being lost, being hungry, not understanding a homework assignment, and so forth. Place the completed slips of paper in the container. Each person draws out a slip of paper and reads what is on it. Brainstorm as many ways you could be a good neighbor for that situation.

Pray Together



God of wisdom and might! Open our eyes and hearts. We want to be good neighbors to those around us. Help us to see where we are strong and where we are weak. We need your strength to act with love and mercy, just as the Samaritan man did so long ago. Keep us on your path. Amen



The Caring Samaritan



The Story and My Church (Luke 10:25-37)



NEIGHBORS AROUND THE WORLD

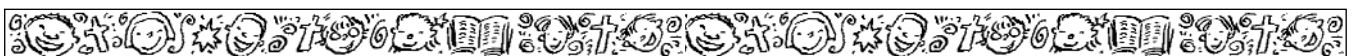
Look at the letter puzzle below. Begin with the center *N*. Connect the letters to form a word. You can move up, down, left, right, and/or diagonally. Find the five countries listed below.

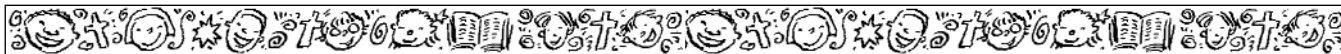
Namibia
Nepal
Norway
Niger
Nauru

B	I	M	U	R
I	A	A	S	U
R	O	N	E	P
W	A	I	L	A
H	Y	G	E	R

Look on a world map to find the location of each country. See what you can find out about the people of each country.

Think about It: What would happen if all the food and medicines in the world were divided equally among people around the world?





Note Home



God does not limit the church's calling to just loving God. God wants us to love our neighbors as ourselves. We are each a witness to others as we live our daily lives. How do we treat the people at home, work, school, church, and in the neighborhood? When are we a good neighbor? When do we fall short? Being a part of a congregation enables us to join with other Christians to reach out to more people in love. How does your family participate and support the efforts of the wider church to care for others? Accept the challenge to find more ways to be a good neighbor to others outside of your immediate sphere of experience.

Parable Tunes



Listen to "Greatest Commandments" (Track 6) on the Parable Tunes CD. Learn the Bible Memory Verse together as a family. Listen to "Love God and Your Neighbor" (Track 7). Recall the ideas that you've had about how to be good neighbors and insert these into the song as you sing it together.

Family Time



Contact a local organization that focuses on meeting the needs of people in your area. Investigate the various ways the organization helps people and what types of volunteer assistance are needed by the organization. Decide as a family how you would like to volunteer for this organization. Make it a family project. Contact the organization and schedule how and when you will help. Before, during, and after the experience, talk together about what is happening and how everyone is feeling about your endeavor.

Pray Together



God of the world, you want all people to know you.
Send us to be your arms of love and grace.
Send us to walk with those who are tired.
Send us to keep safe those who are in danger.
Send us to feed those who are hungry.
Send us to give a drink to those who are thirsty.
Send us to offer a roof to those who are without a home.
Amen

