

The Caring Samaritan

(Luke 10:25-37)



Stop for a Neighbor

Jesus told stories to help people learn what God wants them to do—like care for our neighbors.

Once there was a man who was going from Jerusalem to Jericho. Robbers took all of his money and everything he had with him. They hurt him and left him there on the road. A little while later, a priest was traveling down the same road. The priest walked on the other side of the road and did not help the man who was hurt. A short time later, a man who worked in the temple also came by. He did not stop to help either; he traveled on.

Finally, a man from Samaria came down the road. He stopped to help the man who was hurt. The Samaritan man put oil and bandages on the man's cuts. Then he helped the man onto his donkey, brought him to an inn, and took care of him there. The next day the Samaritan gave money to the innkeeper and asked him to take care of the man until he was better. The Samaritan told the innkeeper that if he needed more money, he would give it to him when he came back.

When Jesus finished telling this story, he asked the people which person cared for his neighbor. They said it was the Samaritan, who helped the man. Jesus said, "Go and help people as he did."

Jesus expects us to care for others, too.


FIRELIGHT FUN

- Who has put a bandage on you when you were hurt?
- Try making a picture out of bandages.
- I wonder how the innkeeper felt when the Samaritan asked him to help.





The Caring Samaritan



Here's the Story (Luke 10:25-37)

Ways to Help

The Samaritan man helped the man who was hurt in 1, 2, 3 ways. Circle all the ways the Samaritan helped.


1



2



3





Plan a time when members of your family can give one another "Good Samaritan" awards for showing love.

Stickers, pins, or ribbons can be used or created for this purpose. Talk about how each action showed God's love as the award is given.



Make a family "Feelings First-Aid Kit" with "first aid" supplies for hurt hearts and feelings. Place in it heart stickers, loving pictures and notes, and happy photos that you can take out and look at together when someone is in need of a little extra tender loving care.

Place in it heart stickers, loving pictures and notes, and happy photos that you can take out and look at together when someone is in need of a little extra tender loving care.

Note Home



Children want to be helpful, often in ways they are not yet capable of. Encourage your child to help in age-appropriate

ways by regularly asking him or her to complete helpful tasks within his or her ability and comfort level. Then be sure to say, Thank you!



Dear God, thank you for helping us every day. Thank you for sending Jesus to help us learn how to share love. We love you! Amen

Parable Tunes



Listen to "Side by Side" (Track 5) on the Parable Tunes CD. This

Bible story song has a chorus your child will join in on.

Record questions, thoughts, ideas, and wonderings that come up in your family as you explore the Bible story and these activities together.



The Caring Samaritan




Here's the Theme (Luke 10:25-37)



My Wonderful Body

God made each of us special. Each of us can do many different things with the bodies God gave us. Color this child to look like you. Draw a line from that child to each of the things you like to do with the body God gave you.





Every time your child learns a new skill, pray a brief prayer together thanking God for the ability to perform that task. Turn it into a family song. Sing it to a familiar tune, such as "Here We Go 'round the Mulberry Bush" with words like these: "Joshua learned to zip his coat, zip his coat, zip his coat! Joshua learned to zip his coat! Thank you, God, for helping!"



Create a "Can-Do Can" by covering a large juice can with magazine or computer clip-art pictures of things your child can do with

God's help. Inside the can, place pieces of paper onto which are written "Thank-you" prayers for abilities God has given. Use the prayers as part of your family devotional time.



God helps your child do lots of things! Focus on things your child can do well, and talk together about how wonderfully God made him or her. This will not only help your child to recognize the work of God in his or her life, it will also boost his or her self-confidence level!



Dear God, thank you for making each of us with special abilities. Help us use our abilities to serve you. Amen

Parable Tunes



Listen to "Side by Side" (Track 5) and "Storyteller" (Track 1) on the Parable Tunes CD. Is your child beginning to learn the unit theme song?

Record questions, thoughts, ideas, and
 • wonderings that come up in your family as you explore the Bible story and these activities together.



The Caring Samaritan



The Story and Me (Luke 10:25-37)



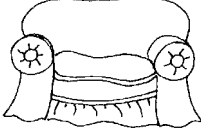
I Love to Help

God gave us hands that can help others in many ways! Put a thumbprint next to each picture that shows a way you could help. What other ways do you like to help?





Let's Do It



Find a church or community project that you and your child can help with, such as a clothing drive, folding bulletins for worship, or preparing cards for homebound members. Participate in that project together joyfully! Talk together about your experience, the abilities God gave you that enabled you to help, and how your actions actually helped others.



Make breadstick "people" using refrigerated breadstick dough. Form the dough into people of different sizes. As you do so, talk together about the many different people God has made, ways people help you, and ways that you help others. Bake the dough according to package directions, thank God for people of all shapes and sizes, and enjoy!

Note Home



Your child is learning to look outside his or her immediate circle of contacts, recognizing that the world is a bigger place than he or she first realized. Help your child recognize the fact that God's children live everywhere! Pray together for people in other countries, talk about the fact that people in vehicles around you on the road are filled with God's children, and make sure your child sees you treat everyone with respect.



Dear God, thanks for making lots of different people all over the world! Help us remember that everyone is your child and we can help others in many ways. Amen

Record questions, thoughts, ideas, and wonderings that come up in your family as you explore the Bible story and these activities together.

Parable Tunes



Listen to "Love God and Your Neighbor" (Track 7) on the Parable Tunes CD. Have fun with this simple sing-along.



The Caring Samaritan

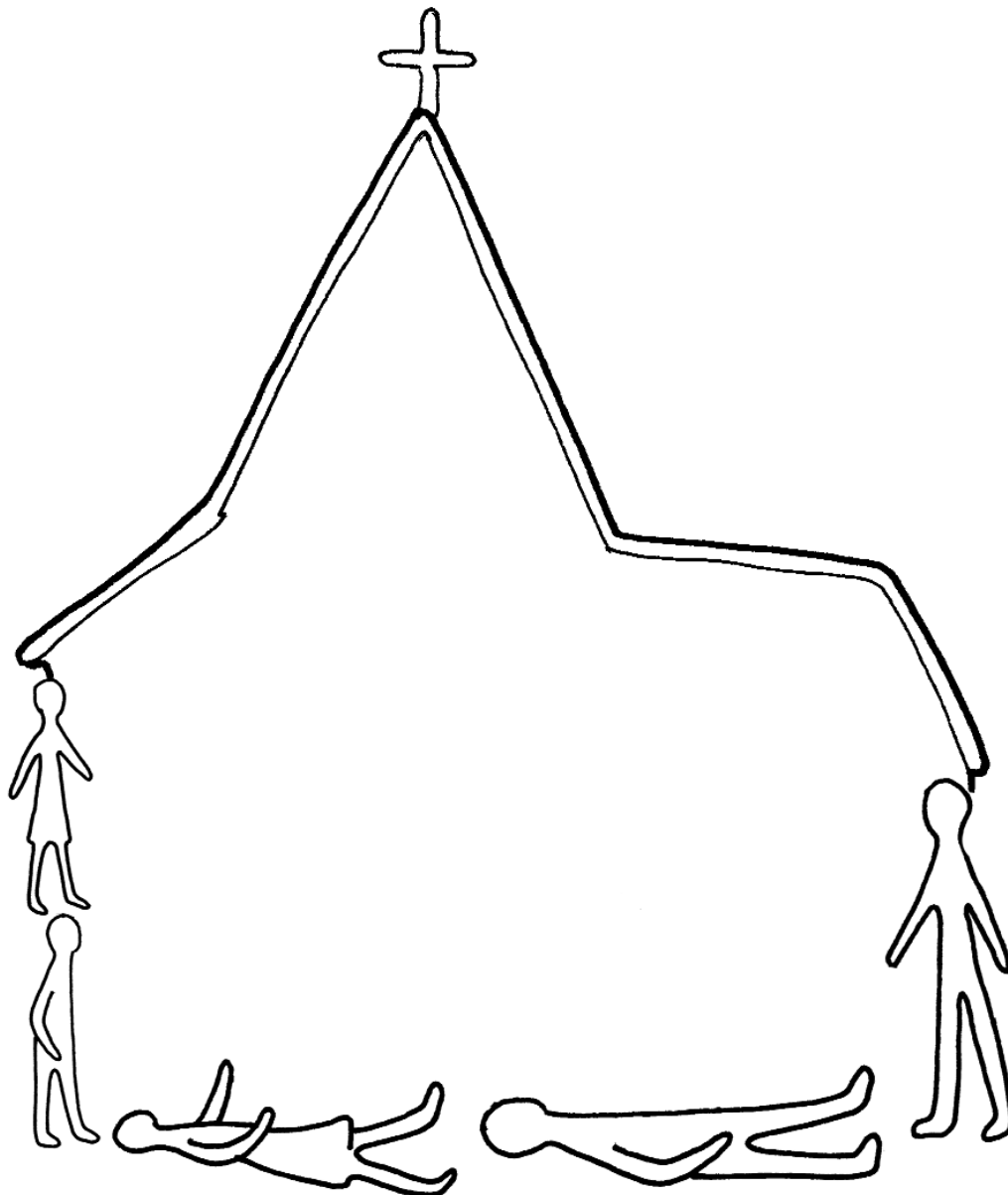


The Story and My Church (Luke 10:25-37)



God's Big Helping Family

A church is a group of people who worship God together. One way that we worship God is to help other people. Helping someone shows love to him or her and to God. Glue hearts into this church building to remind you that helping shows love.





Using Lutheran Web sites such as www.elca.org or www.elcic.org (Canadian), *The Lutheran* magazine, or other sources from your denomination, find pictures of people being helped by congregations. As a family, look at the pictures. Talk together about ways in which those pictured are being helped, and then pray for the people pictured. Remind one another that every person is a loved child of God.



Make a "Helping Hands Wreath." Onto colored paper, trace the hands of each member of your family and cut them out. You will need about 12 paper hands, so trace and cut as many of each person's hands as necessary. Print or draw a way that person is or can be helpful to others on each hand. Glue the hands together in a circular wreath shape. Hang your creation where you can all enjoy it!



Young children cannot comprehend the concepts of states, provinces, and countries, and it is neither important nor age-appropriate for them to do so. Don't focus on the specifics of places. Rather, explain to your child that some people live very far away from you, but no matter where people live or travel, they are God's beloved children.



Dear God, please help everyone in the world who is sick, afraid, or sad. Help us let others know how much you love them! Amen

Parable Tunes



Listen to "Love God and Love Your Neighbor" (Track 7) and "Greatest Commandments" (Track 6) on the Parable Tunes CD. Track 6 is an easy-to-learn Bible verse song.

Record questions, thoughts, ideas, and wonderings that come up in your family as you explore the Bible story and these activities together.

