

Hope in Lent and Holy Week

(Mark 14:3-9; Luke 23:13-56)



THE LAST DAYS OF JESUS


Jesus visited the home of Simon in Bethany before journeying to Jerusalem for the Passover. While eating dinner there, a woman came in with a beautiful jar containing an expensive, perfumed ointment. She poured the ointment on Jesus' head. Some of the guests were angry that she had wasted something so expensive. But Jesus was pleased. He defended her action, saying she had prepared his body ahead of time for its burial.

A few days later Jesus was arrested and taken to Pilate, a powerful Roman official. When Pilate questioned Jesus, he couldn't find him guilty of any of the trouble the chief priests and leaders said he had done. Pilate wanted to let him go. The crowd started shouting that they wanted Jesus killed. Pilate still wanted to set Jesus free. The crowd continued to shout, "Crucify him!" until Pilate reluctantly agreed to have him put to death.


Jesus was being led away when the soldiers grabbed a man named Simon from Cyrene. They made him carry Jesus' cross. A large crowd followed them, with many women crying and weeping for Jesus. Two criminals were crucified with Jesus, one on each side of Jesus. Jesus cried out to God, asking God to forgive the people because the people didn't know what they were doing.

A crowd stood watching Jesus. Soldiers gambled for his clothes. Leaders mocked him and challenged him to save himself if he was really God's Messiah. The soldiers and even one of the criminals hanging next to him repeated the challenge. But the other criminal asked Jesus to remember him kindly.

Around noon the sky turned dark and the curtain in the temple split down the middle. Jesus shouted, "Father, I give you my spirit." Then he died. A man named Joseph, who was from Arimathea, took Jesus' body and put it in a new tomb. The women watched where Jesus' body was put and went to prepare spices and ointment for his burial once the Sabbath was over.



Hope in Lent and Holy Week



Here's the Story (Mark 14:3-9; Luke 23:13-56)




JESUS DIES

Jesus' followers did not expect Jesus' life to end the way it did. Look at the faces of Jesus' disciples below. What are they feeling?




Pretend to look in the mirror below. Show with your face the feelings you think others there felt that day. Draw one of these faces in the mirror.





Note to Families



Lent and Holy Week are times of serious reflection and often sadness. The events during Holy Week can be hard for first and second graders to understand. Help them to see all the love expressed during this time. This season is a time to renew our love for Jesus and to remember the depth of love Jesus has for us.

Try This!



Prayer is especially important during Lent. As a family, make a poster or chart that lists who and what you want to pray for during each week in Lent. Your chart can include a section listing things the family wants to pray for together each week and a separate section for each family member to list his or her prayer items. Determine times during the day when the family will pray together and when family members will have their own prayer times.

Church Year Tunes



Listening to music during prayer time can help us connect to God. Play "Jesus, Remember Me," Track 9 on the music CD, a few times during your family prayer time to create a quiet and reflective mood.



Praying the following prayer as an echo.


Dear Jesus,
We are amazed
at your love for us.
We love you, Jesus.
Help us to love
all your children.
Amen



Hope in Lent and Holy Week

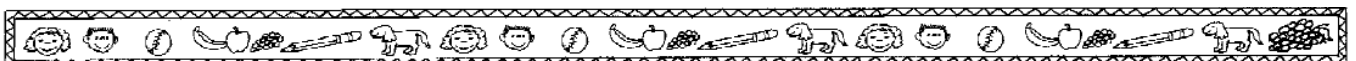



Here's the Theme (Mark 14:3-9; Luke 23:13-56)




SHOWING LOVE

How does each picture show love?





Note to Families



Jesus touches our lives. Jesus touches our hearts in deep and powerful ways. We can respond in different ways to his care and love. Many people in the Bible stories loved Jesus. Think about the many ways they showed their love. Lent and Holy Week are good times to reflect on the depth of Jesus' love for us and the depth of our love for him.

Church Year Tune



Jesus showed love to the criminal on the cross beside him. Read Luke 23:42-43 together. Then listen to "Jesus, Remember Me," Track 9 on the music CD. Talk about a time when someone lovingly remembered you!

Try This!



Create a Love Mobile. Gather a sturdy paper plate, red paper, markers, scissors, paper punch, and yarn or string. Cut out red hearts. On each heart, write one way you show love to those in your family. Punch a hole in the heart. Punch a corresponding number of holes around the edge of the plate to the number of hearts. Tie different lengths of yarn or string to the hearts. Tie the other end through a hole in the paper plate. Punch two holes near the center of the paper plate. Run a length of yarn or string through the two holes and tie the two ends together. Hang the mobile in a place where all can see the hearts. Gather around the mobile once a week. Discuss how each family member has shown love that week.




Dear Jesus,
Help us to be love,
receive love,
show love,
spread love.
Amen



Hope in Lent and Holy Week





The Story and Me (Mark 14:3-9; Luke 23:13-56)




JESUS CARES FOR US

How did Jesus show he cared for us when he was on the cross? Write or draw other ways Jesus cares for us. How can we show care for others? Write or draw some of these ways, too.





Note to Families



As unbelievable as it may seem, Jesus cared for others even as he was preparing to face a horrible death. He is arrested, mocked, beaten, and put to death. Yet he forgives those who have done this to him. Read the crucifixion story again and focus on how Jesus looks beyond his own suffering and forgives those who have done this to him. What amazing love!

Try This!



Try a forgiveness activity. Invite each family member to identify one sin he or she has committed toward another family member (examples are lying, using harsh words, cheating). This should be something the family member is willing to admit to and feels sorry for. Don't force a confession! Allow time for the family member to ask forgiveness for the words or action. This can be done privately with the person or with all family members present. Discuss how each person feels during the process. Consider how asking for and giving forgiveness can be a regular occurrence in your family.

Church Year Tunes



Listen to Track 8 on the music CD, "Were You There." How does each verse help tell part of the story?




Dear Jesus,
You have shown us how to forgive.
We thank you, Jesus.
You have shown us abundant love.
We thank you, Jesus.
You have shown us the best way to live.
We thank you, Jesus.
Amen





Note to Families



There were several people in the Bible stories who showed caring to someone else. Read the stories again to count the instances of caring. We are called to care for those close to us and for all people around the world. God asks us to share what we have, forgive one another, and lend a hand when needed. In both life and death, Jesus shows us that we are not to focus just on ourselves. The world does not revolve around us. God calls us to go beyond ourselves to take care of all of creation.

Try This!



Christians around the world journey through the seasons of Lent and Holy Week. Do a little research to find out what Christians in other countries do to observe this season. Try key words like *Easter*, *traditions*, and the name of a country.



Prayer

Dear Jesus,
Help us to care.
Help us to forgive.
Help us to seek to meet
the needs of others.
Thank you for giving your
life for us.
Amen

Church Year Tunes



Listen to Track 8 on the music CD, "Were You There." Talk about why the person who wrote the words to the song might have used the word *tremble*. We can tremble with fear, with sadness, with joy. Explore the emotions in the verses to this song.

