

Hope in Lent and Holy Week

(Mark 14:3-9; Luke 23:13-56)




Jesus Died on a Cross

Here is a sad story about Jesus dying.

One day while Jesus was eating,
a woman came in with a jar of perfume.
The woman opened the jar and
poured the perfume on Jesus' head.
Jesus looked at the woman with love
and thanked her for taking care of him.

A few days later, some soldiers took Jesus to a hill.
There Jesus died on a cross.
When Jesus died, his friends took his body,
wrapped it in cloth, and put it in a quiet place.
All the friends of Jesus were very sad.
They loved Jesus and wanted him to be with them.
This was the saddest day of all days.




FIRELIGHT FUN

- Show how you look when you are very sad.
- I wonder what the perfume smelled like.
- How can you show your love for Jesus?






Hope in Lent and Holy Week

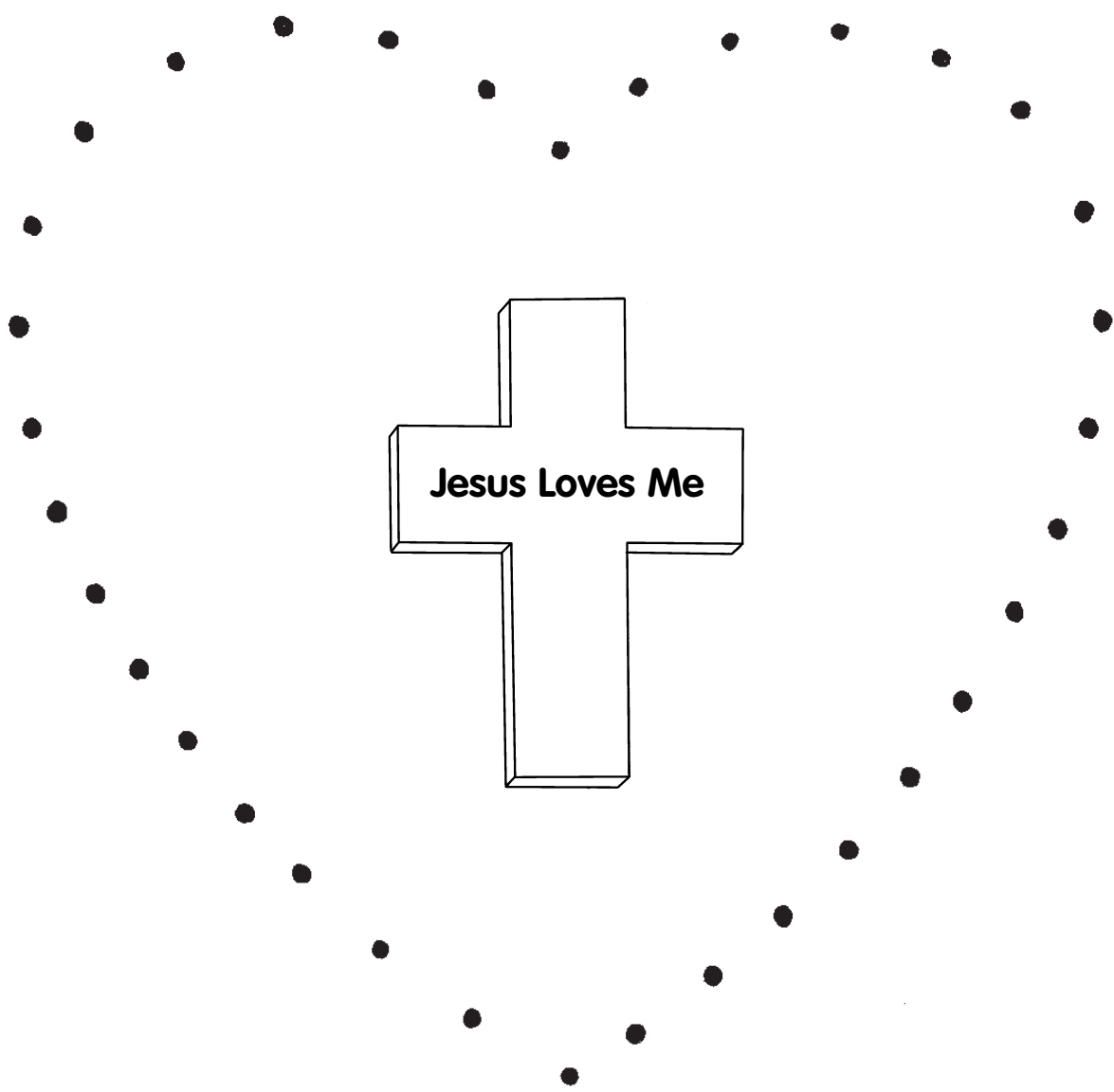


Here's the Story (Mark 14:3-9; Luke 23:13-56)



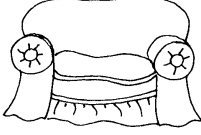
Why Did Jesus Die?

Jesus died on a cross on the saddest day of all days. Follow the dots to find out why Jesus died for us.





Let's Do It



Your child has heard a story about a woman who poured perfume on Jesus. As you help your child get ready for bed, rub baby lotion on his or her arms and legs. Talk about how nice the lotion smells and feels on your child's skin. Remind your child of the woman's great love for Jesus.



Cut a cross from heavy paper. Display the cross at your child's eye level. When you notice your child showing love for Jesus or for someone else, draw a heart or give your child a heart-shaped sticker to add to the cross.

Note Home



Lent is a time of quiet preparation before the wonderful festive season of Easter. During the six weeks of Lent, we look for ways to grow in our love for Jesus and other people. Take time to pray for and with your child every day during Lent.

My Prayer



Jesus,
You died for me
because you love me.
Thank you for being
my friend.
Amen

Church Year Tunes



Listen to the songs for Lent and Holy Week, Tracks 8, 9, and 10, on the music CD. Focus on "Jesus, Remember Me" when you sing with your child.


Record questions and wonderings your family comes up with as you explore the Bible story and these activities together.



Hope in Lent and Holy Week







Here's the Theme (Mark 14:3-9; Luke 23:13-56)



Lent Is a Time for Saying I'm Sorry

When we make mistakes, we can say that we are sorry. Color the hearts by children who might be showing they are sorry.





Practice using the phrases “I’m sorry” and “I forgive you” with your child. When she or he does something inappropriate or someone else hurts your child, mention that those loving words can help make things better.



When your child has hurt a sibling or other child, help her or him make an “I’m sorry” card. Print “I’m sorry” on a sheet of paper. Have your child add coloring or stickers and encourage her or him to offer the card with the spoken words, “I’m sorry.”

Note Home



One thing we do during the season of Lent is consider our sins. We ask for forgiveness and receive God’s grace through Holy Communion. Lent is a time to reflect on who we want to be and commit to living lives that reflect our love for Jesus and for other people.



Dear Jesus,
Sometimes I forget to be loving.
Help me to love you and other people.
Amen

Church Year Tunes



Listen to Track 9, “Jesus, Remember Me,” on the music CD. This song is especially appropriate for young children.


Record questions and wonderings your family comes up with as you explore the Bible story and these activities together.



Hope in Lent and Holy Week




The Story and Me (Mark 14:3-9; Luke 23:13-56)



Jesus Always Loves Me

Jesus loves me when I'm happy or sad, afraid or mad. Attach a paper arrow to find some times that Jesus loves you.





Act out different feelings with your child. Pretend to be sad. Then say, "Jesus loves you when you are sad."

Repeat with feelings such as happy, angry, and afraid. End with a big cheer for our loving Jesus!



With your child find a picture of Jesus. Glue the picture to a piece of cardboard or place it in a frame. Hang the picture where it is visible from your child's bed as a reminder that Jesus always loves us.

Repeat with feelings such as happy, angry, and afraid. End with a big cheer for our loving Jesus!

Note Home



Many of the events of Holy Week are difficult even for adults to understand. For young children, who are not yet able

to anticipate the joyful conclusion of the story at Easter, the message of Good Friday should be that Jesus loves us more than we can imagine. Jesus is always with us—no matter what happens—in this world and the next.



Jesus,
When I'm happy,
When I'm sad,
When I'm frightened,
When I'm mad,
You always love me.
Amen

Record questions and wonderings your family comes up with as you explore the Bible story and these activities together.

Church Year Tunes



Listen to Track 10, "Early Mourning Mary," on the music CD. Enjoy the story it tells and then pray together to thank God for Jesus.


Repeat with feelings such as happy, angry, and afraid. End with a big cheer for our loving Jesus!



Hope in Lent and Holy Week



The Story and My Church (Mark 14:3-9; Luke 23:13-56)



Jesus Is Our King

At church, purple is the color for Lent. Purple is a color for a king. Find Jesus and color his robe purple. Use other colors for everyone else's robes.





During Lent, find an article of purple clothing such as scarf or T-shirt for your child to wear. Remind her or him that purple is a special color for Lent. It is also a special color for kings. Jesus is our king!



Cut strips of purple paper and help your child tape the ends of a strip together to make a ring. Link the next strip through the first and continue to form a chain. Use the purple chain as a Lenten reminder in your home.



Purple is a color for royalty. During the days of Lent, we recall that Jesus came to earth not to serve as an earthly ruler, but to begin his reign as our heavenly Lord and King. Who or what rules your life? Lent can be a time to rethink priorities and make changes in your behavior.



Jesus,
You love me. You care for me.
You died for me. You are my king.
Amen



Listen to Tracks 9 and 10 on the music CD. Your child will have heard and sung parts of them at Sunday school. Talk about how the songs for Lent and Holy Week make you feel.

Record questions and wonderings your family comes up with as you explore the Bible story and these activities together.

